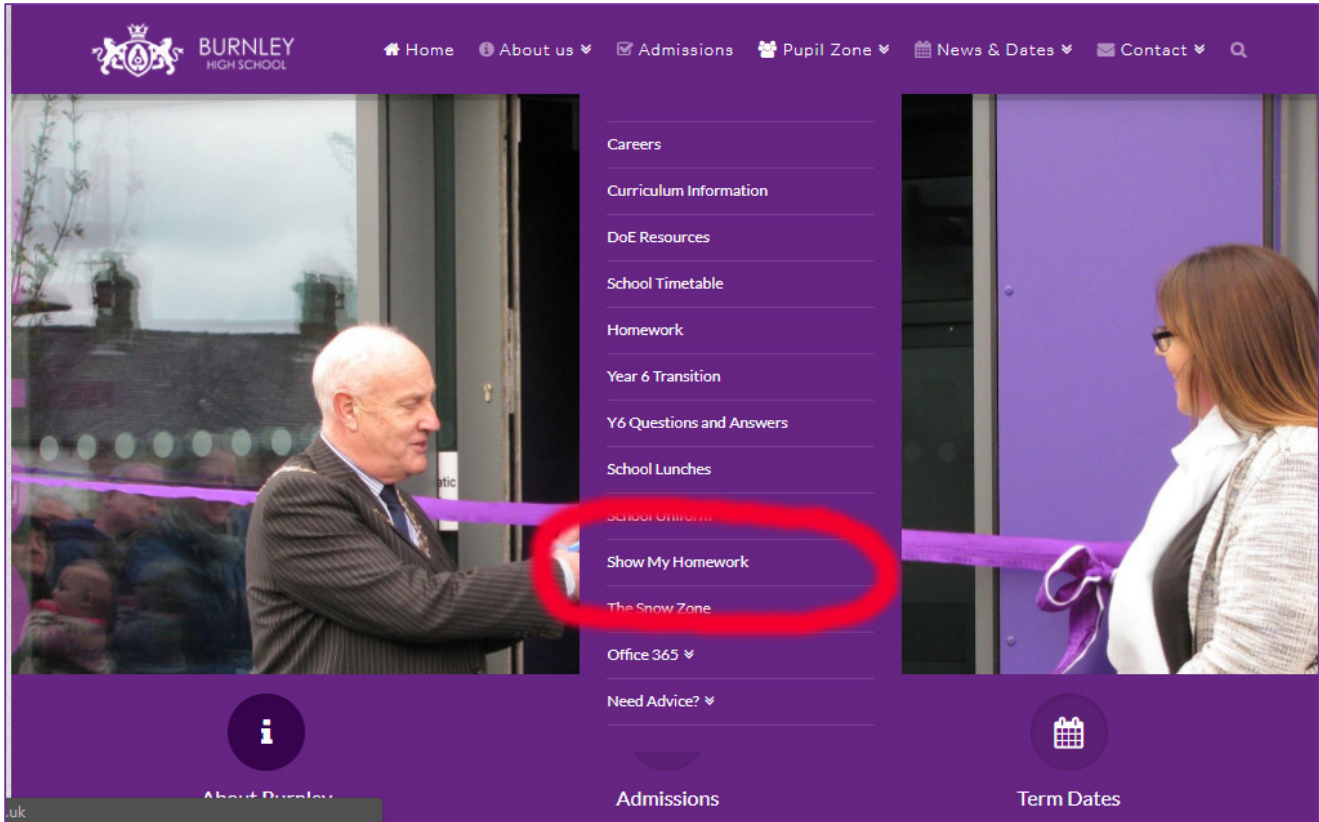


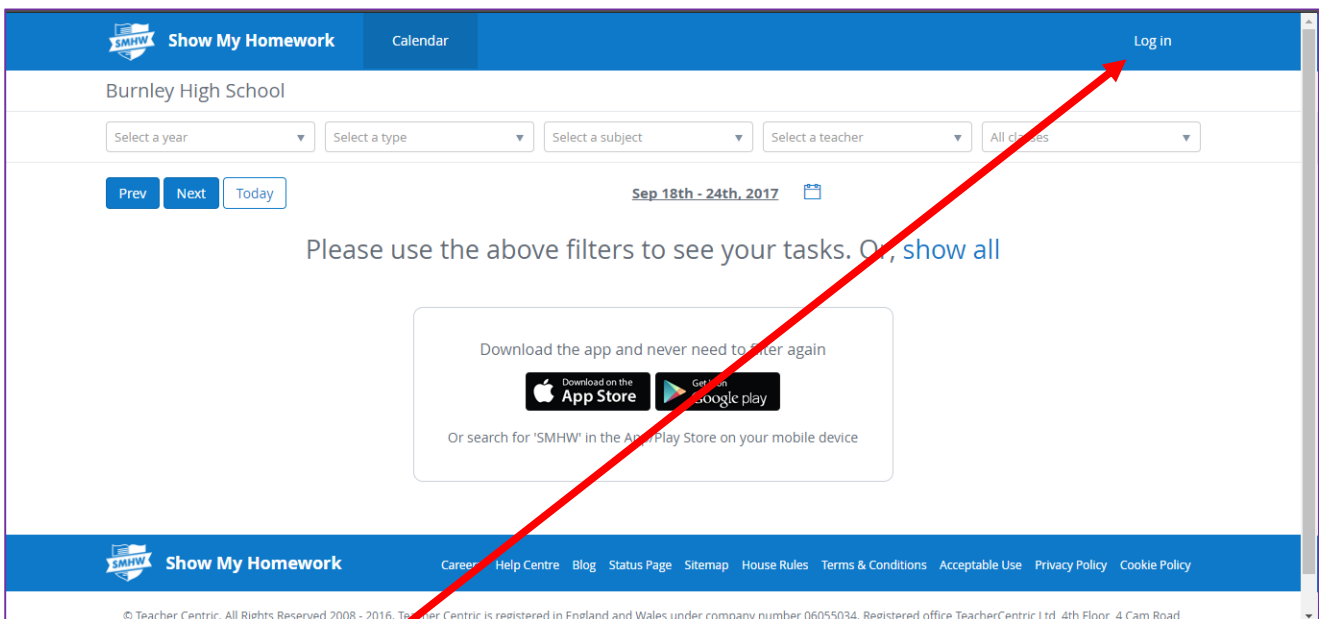
How to: Log into Show My Homework (Students)

Go to the website <https://burnley.showmyhomework.co.uk/>

You can find the link on our school website under PUPIL ZONE:



You should see this screen.



Click LOG IN at the top right

Students should click the large orange Office 365 button, as their SMHW account is integrated with their Office 365 account, meaning only one username and password is needed for everything.

SHOW MY HOMEWORK

The no.1 homework software for schools

Need help logging in?

- ▶ I'm a student
- ▶ I'm a parent
- ▶ I'm a staff member

Existing user? Please log in

If you are teacher or student, click here to use your Office 365 login:

Office 365

If you are a parent, use your SMHW username and password to login here:

Burnley High School

Email/Username

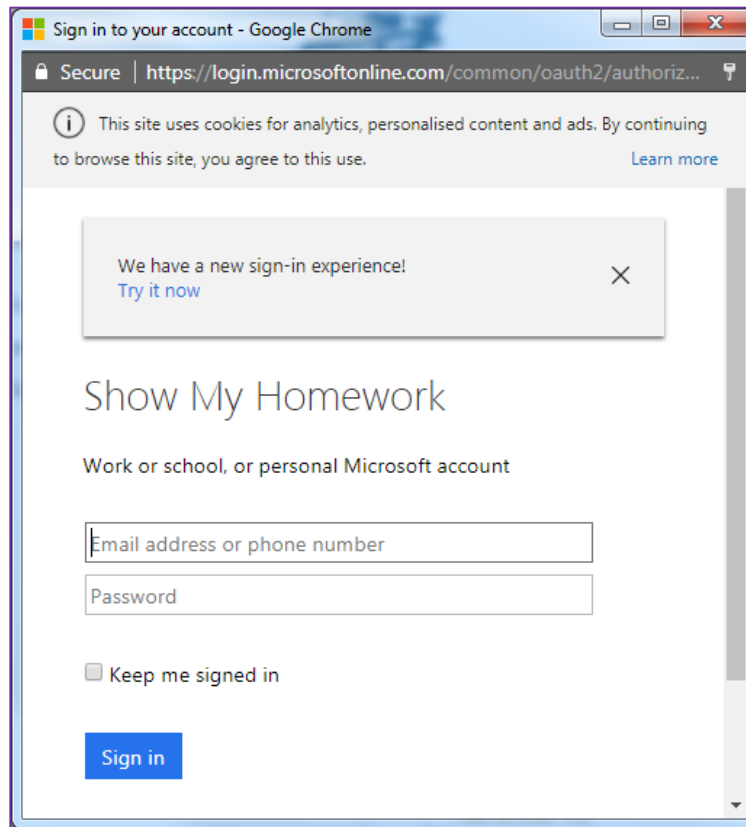
Enter password

Remember me

It helps if they've logged into Office 365 already and checked their account is set up and working correctly.

There is a separate guide for this on the school website, again in PUPIL ZONE.

This box should now appear:



The email address is their school logon username – usually in the format of the year they started at school, followed by first initial and surname and then @burnley-cs.org. So, John Smith who joined in 2016 would be **16JSMITH@burnley-cs.org**

The password is the same as their school network login password.

Click SIGN IN and their dashboard should appear on screen.

If you have any problems, speak to Miss Starkey or Mr Sidat.

Parents can email **SMHW@burnley-cs.org** or see the comprehensive help guides on the Show My Homework web site. Please do not use the website "Contact Us" page or Facebook, the message won't get to the right person.